











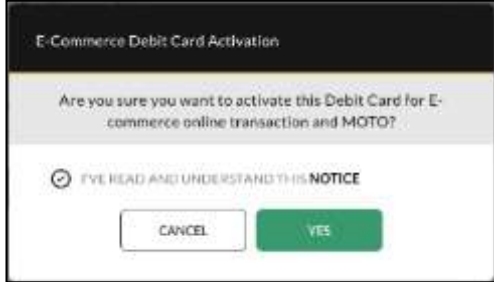




Steps	Via Maybank2u	Via ATM
<p>To activate overseas flag for overseas spend</p>	<p>i. Login to maybank2u.com.my</p>  <p>ii. Click on Setting</p>  <p>iii. Select Cards</p>  <p>iv. Click on the “Disable” button to enable the activation</p>  <p>v. Set your preferred start date and end date. Then click on activate</p>	<p>i. Insert your Maybank ATM/Debit Card</p> <p>ii. Select “Other Transactions”</p> <p>iii. Select “Other Services”</p> <p>iv. Select “Overseas / PLUS ATM Service”</p> <p>v. Select “Activate (Temporary)”</p> <p>vi. Set your preferred start date and end date.</p>

	<p>vi.  Click on “Request” to receive SMS TAC</p> <p>vii.  Activation completed</p> <p> Debit Overseas Activation enables with start date and end date</p>	
<p>To opt in for online transaction</p>	<p>i.  Login to Maybank2u</p> <p>ii.  Click on Settings</p> <p>iii.  Select Cards</p>	<p>Not applicable</p>

	 <p>iv. Debit Card E-commerce Activation and slide to enable the Non-3D (non-secured) online transactions</p>  <p>v. Acknowledge the NOTICE.</p>  <p>vi. Request for TAC &gt; Confirm TAC &gt; Status of Activation</p>  <p>vii. Activation completed</p> 	
<p>To set Purchase Limit on Debit Card</p>	<p>i. Log in to maybank2u.com.my  ii. Click on Settings  iii. Select Cards</p>	<p>i. Insert your Maybank ATM / Debit Card</p>

	<ul style="list-style-type: none"><li>iv. Select Manage Debit Cards</li><li>v. Select Purchase Limit</li><li>vi. Request for TAC &gt; Confirm TAC&gt;Status of Activation</li></ul>	<ul style="list-style-type: none"><li>ii. Select Change Limit / Language</li><li>iii. Select Purchase Limit</li><li>iv. Set your preferred Limit</li></ul>
--	---	--